



TECH BYTES



Orange Board of Education

March 2019 ary 2013



EXPLORER CLASSROOM

BRING NATIONAL GEOGRAPHIC RESOURCES INTO YOUR CLASSROOM

[Explorer Classroom](#) connects classrooms around the world with National Geographic Explorers, bringing science, exploration, and conservation to life through live video events. Students have the opportunity to ask the explorer their questions directly. Each month Explorer Classroom features a new theme and provides supporting resources for educators. Throughout the school year, classes can also join explorers live on expedition through our In the Field series.

GETTING STARTED

Participating in Explorer Classroom is as easy as 1, 2, 3

Register

Use the “Register Here” link to sign up for a session!

The first six classrooms to register will be awarded on-camera spots.

Get Your Classroom Ready

Use the monthly educator guide to brainstorm questions for the explorer.

An unlimited number of classrooms can watch live on YouTube. We’ll let you know if your classroom was selected for an on-screen spot.

Watch & Ask Questions

Tune in at the scheduled time and date for your session.

We’ll see you there!

Additional Educational Resources

[NATIONAL GEOGRAPHIC EDUCATION
RESOURCE LIBRARY](#)

[MAPPING](#)

ARE YOU BUSY MAKING
LESSON PLANS & COPIES?

OR ARE YOU MAKING

AWESOME

MEMORIES

FOR YOUR STUDENTS?



<https://nationalwomenshistoryalliance.org/2019-theme-and-nomination/>

The National Women's History Theme for 2019 Visionary Women: Champions of Peace & Nonviolence

March is Women's History Month in the United States. This month is dedicated to celebrating and recognizing the contributions women have made. The United States isn't the only country to celebrate women's history. The UK and India also host a month long celebration.

Originally, Women's History Month was Women's History Week. It started in California in 1979. There was an International Women's Day prior to the full week long celebration. In 1981, Congress passed a resolution recognizing the weeklong celebration. The movement grew and institutions around the country began to host special events. Congress recognized Women's History Month in 1987 and the movement continues to grow with schools around the country moving to educate about and promote the accomplishments of women.

The theme for 2019 is "Visionary Women: Champions of Peace & Nonviolence." This year we honor women who have led efforts to end war, violence, and injustice and pioneered the use of nonviolence to change society. These Honorees embraced the fact that the means determine the ends and so developed nonviolent methods to ensure just and peaceful results.

For generations, women have resolved conflicts in their homes, schools, and communities. They have rejected violence as counterproductive and stressed the need to restore respect, establish justice, and reduce the causes of conflict as the surest way to peace. From legal defense and public education to direct action and civil disobedience, women have expanded the American tradition of using inclusive, democratic and active means to reduce violence, achieve peace, and promote the common good.

From women's rights and racial justice to disarmament and gun control, the drive for nonviolent change has been championed by visionary women. These women consciously built supportive, nonviolent alternatives and loving communities as well as advocating change. They have given voice to the unrepresented and hope to victims of violence and those who dream of a peaceful world.

Lesson Plans and Activities

[Teachervision](#)

[A to Z Teacher Stuff](#)

[readwritethink](#)

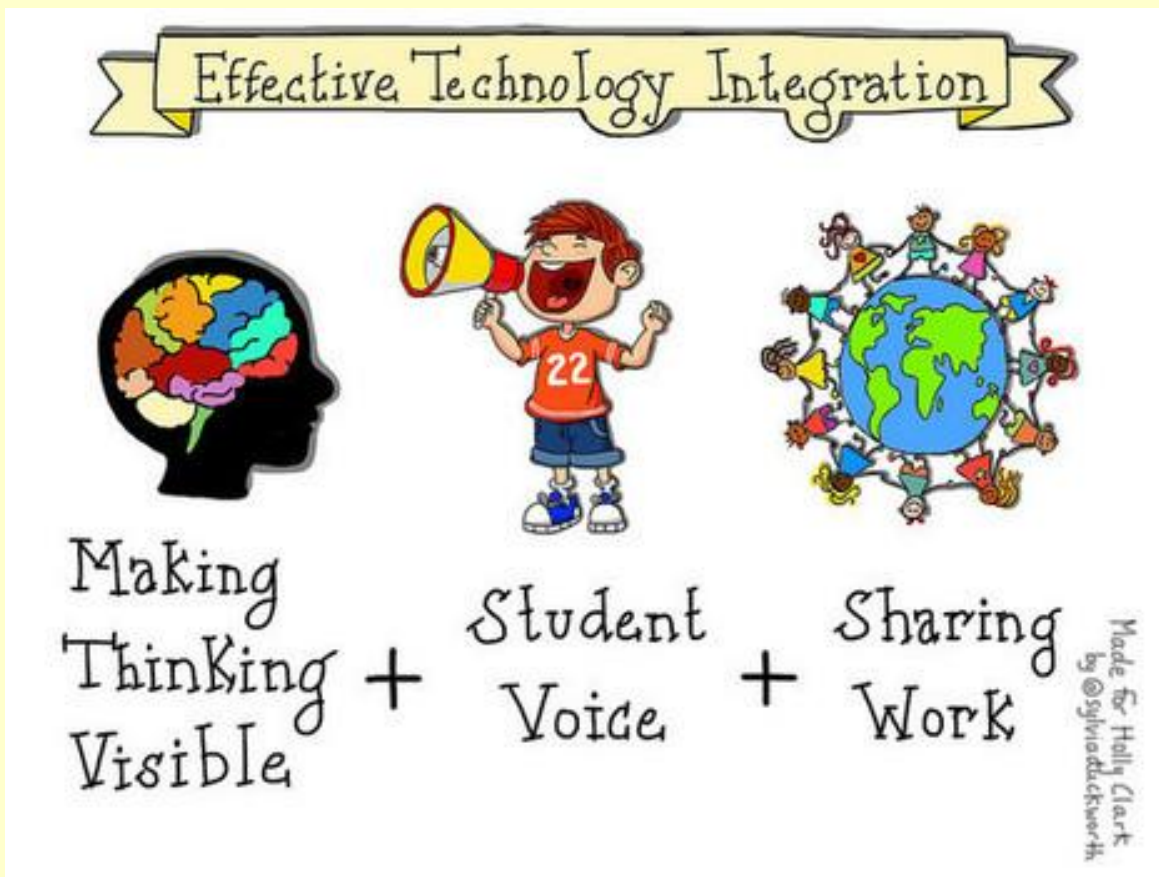
[Teacher's First](#)

[Teacher Planet](#)

[Scholastic](#)

[The Teacher's Guide](#)

[Lesson Plans Page](#)



KQED Education Explore. Create. Share.

<https://ww2.kqed.org/education/>

KQED Education is a hub for learning and engagement for educators and students alike. With a focus on amplifying youth voice, making media, civic participation, engagement, real-world media literacy and richer learning, we provide free standards-aligned content and resources educators can trust.

Written by teachers, for teachers, KQED's [In the Classroom](#) shares educators' stories bringing media and media-making into their learning environments. Whether you're a beginning or veteran educator, we hope these stories will inspire your creativity and help you bring vital media literacy skills to your students.

[KQED Teach](#) offers a collection of free, hands-on professional learning opportunities focused on Digital Media. Educators can build skills in digital storytelling, data visualization, and critical media use to support all curriculum areas. These skills allow teachers to facilitate learning environments where their students can create digital content, develop their communications and technology skills, and engage in deeper learning that encourages critical thinking.

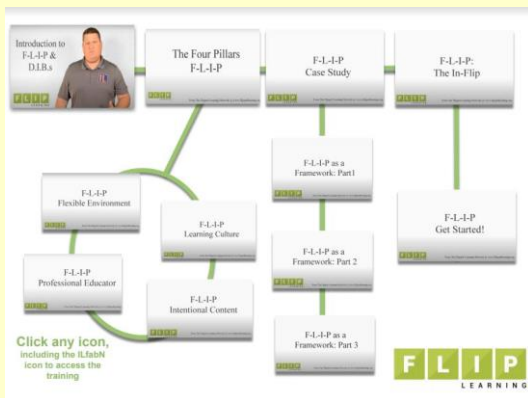
Find [lesson plans for](#) high school and middle school that encourage critical thinking and are relevant to current events in social studies, science, and arts.



<https://drive.google.com/file/d/1ipca-g5BhEDSZi0nn0YIMKwgcV3fAzgU/view>

Check out these wonderful resources that Matt T. Moore has published. I believe there is something for everyone here, whether you are experience with blended learning or not. Most of these entries are “chunked” – kept short and focused, to make consuming them easier (a common technique with flipped learning as well).

The F-L-I-P Training Series



Rather than list each of the posts in this particular series, I am going to let this excellent, interactive PDF that Matt created do this for me. **CLICK THE IMAGE** to open this nice interactive PDF, which will allow you to access any of the training videos by clicking on the applicable element you want check out!



Read Works eBooks

<https://about.readworks.org/readworks-ebooks.html>

ReadWorks is creating richly illustrated [eBooks](#) from our collection of high-quality reading passages! The research is clear that readers, including new and struggling readers, need to build background knowledge and vocabulary in order to comprehend what they read.

ReadWorks, a fantastic free service for teachers, recently added new illustrated ebooks to their library. These illustrated ebooks can be used in the same way that all other ReadWorks ebooks can be used by

you and your students. That includes distributing ebooks to your students through a ReadWorks classroom and or through Google Classroom.

ReadWorks is more than just a library of free ebooks for schools. ReadWorks offers standards-aligned lesson plans that incorporate ebooks from their library. And the ebooks themselves are all labeled with a recommended grade level and a lexile score range. All articles are accompanied by lists of key vocabulary terms and suggested comprehension and or discussion questions.

Every ReadWorks ebook can be read online. Students can also listen to every ReadWorks ebook. The combination of new visuals and the read-aloud function makes ReadWorks lessons accessible to more students than ever before.

For many, read-aloud and visual supports are helpful tools to grant access to that background knowledge and vocabulary, and to support comprehension. With ReadWorks eBooks' read-aloud function, readers can listen to real humans reading superb texts aloud with expression and prosody, providing a model for fluency. Rich illustrations accompany the texts, engaging and supporting comprehension for readers at all levels.

ReadWorks is applied cognitive science. Everything we do is based on the highest quality research, beginning with the seminal findings of the National Reading Panel and RAND Reading Study Group, and continuing with current, highly-regarded research on reading comprehension and related factors. ReadWorks applies the science on how diverse learners move toward reading comprehension to all of our offerings, from our content and curriculum to the tools and features of our website.

Some of the main research-based pillars of ReadWorks are:

The intentional development of background knowledge across subjects to support reading comprehension

The explicit instruction of academic vocabulary

The use of gradual release of responsibility methodology

The use of scaffolds to support comprehension for all learners

A focus on text structure and syntax



Crash Course on Navigating Digital Information

<https://www.youtube.com/playlist?list=PL8dPuuaLjXtN07XYqqWSKpPrtNDiCHTzU>

John has partnered with MediaWise, The Poynter Institute, and The Stanford History Education Group to teach a course in hands-on skills to evaluate the information you read online. The internet is full of information, a lot of it notably wrong. This Crash Course will arm you with the skills to separate the good stuff from the inaccurate stuff, and browse the internet with confidence.

Crash Course Navigating Digital Information Preview

CrashCourse 1

Introduction to Crash Course Navigating Digital Information #1

CrashCourse 2

The Facts about Fact Checking: Crash Course Navigating Digital Information #2

CrashCourse 3

Check Yourself with Lateral Reading: Crash Course Navigating Digital Information #3

CrashCourse 4

Who Can You Trust? Crash Course Navigating Digital Information #4

CrashCourse 5

Using Wikipedia: Crash Course Navigating Digital Information #5

CrashCourse 6

Evaluating Evidence: Crash Course Navigating Digital Information #6

Visible thinking allows our students to demonstrate their learning as they gain new information and make connections. But how do we teach our students to “think out loud”?


Visible thinking strategies aim to do exactly what they say, help students demonstrate their thinking in a way that others can see and understand.

Visible thinking can take many different forms.

Students may explain their thinking through discussion, model it with manipulatives, or create a drawing or sketch to explain or demonstrate their thinking. Try these tips and tools for making thinking visible in the classroom. <http://ditchthattextbook.com/2019/02/08/20-ideas-for-making-thinking-visible/>

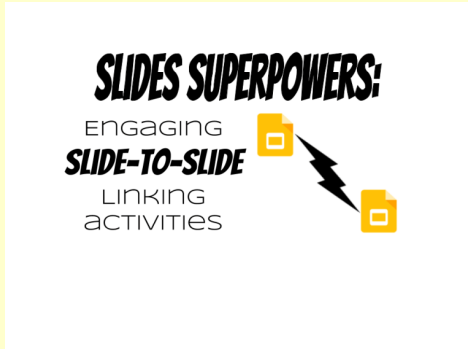


<https://www.michaelsoskil.com/5-clue-challenge.html>



Five Clue Challenge

Michael Soskil has traveled the world working with teachers and students. In his travels, he created short videos where you get 5 clues to guess the animal, location or person. Students will simply play the video, pause to do some research then take a guess. After the 5th clue, students will get to see how quickly they got their answer. Students can even create and submit their own videos to challenge others.



Google Slides is WAY more than a presentation tool.

It can turn student creativity and thinking WILD. (In a good way, of course.) When you use the ability to link slides to slides, you open students up to new learning activities you couldn't even consider before!

Each Google Slide has a unique URL which opens up a whole world of possibilities for creating with this versatile tool. Check out some of those activities and see which one YOU want to plug into class very, very soon.

You can use it to ...

- Create stop-motion animation
- Make a collaborative workspace for your class
- Brainstorm with sticky notes
- Plan lessons digitally
- Create an Instagram Stories and Snapchat experience for learning

One lesser-known feature of Google Slides can open up a world of awesome, effective learning opportunities ... Linking from slide to slide.

By using this feature, you — and your students! — can create interactive learning that sticks.

[How does it work?](#)



[A Google a Day](#) — Most of us search the internet daily, if not multiple times per day. But effectively searching for something is a skill. A Google a Day challenges users to put their searching skills to the test by asking them to answer a question using Google search. With [Google's search education lesson plans](#) you can take this game even further and begin teaching search literacy in your classroom.



<https://www.naeyc.org/resources/blog>

National Association for the Education of Young Children Blog

The NAEYC blog aims to increase general awareness and engage the public in thoughtful discussion around topics and themes related to early childhood education. We share NAEYC initiatives and explore what's new, upcoming, timely, or topical in the early childhood field.



4 Tips for Helping Young Students Explore STEM Subjects

<http://corwin-connect.com/2019/02/4-tips-for-helping-young-students-explore-stem-subjects/>

It's never been more important to get kids excited about STEM (Science, Engineering, Technology, and Math) from an early age. These days, new job growth is more often than not concentrated in these fields, and skills like coding and problem-solving are crucial for all of today's students.

Because many teachers and parents have the belief that STEM subjects are very challenging, many students grow up with the idea that you can only learn these important skills if you have the "right" mind for it. This simply isn't true, and getting kids excited about STEM subjects early is the first step in changing stereotypes around these subjects.

So what can you do to encourage STEM exploration if you're involved in a young student's education, whether you're a teacher or a parent? Here are 4 great ideas.

1. Create Potential Opportunities Through STEM

Many students aren't motivated to learn subjects like math because they can't see the opportunities that learning these skills will open up—it can all feel very abstract. Educating students (especially girls) about the [potential for exciting careers](#) and opportunities they may have through learning basic STEM skills can help encourage exploration and persistence in learning these subjects. If you can go beyond education and create opportunities, like pointing out camps and scholarships that require STEM, you'll give students a concrete goal to work toward.

2. Use Fun Games Like Real Life Simulators

Gamification is always a great way to get students involved in STEM subjects. When educational

materials are presented in game form, it accomplishes two important goals: it helps students have fun while they're learning, and it takes some of the pressure off of the process. They're not being tested on STEM subjects; they're playing a game!

Some of the best gamification tools are real life simulators. Some older students might enjoy [fintech games](#) that emulate cryptocurrency stock markets. It's a fun way to get to know how markets work and help them to adjust to the adult world for their financial future with no risk. Younger children might enjoy coding games or math puzzles that teach the basics of essential STEM skills.

3. Demonstrate Real Life Application

Taking STEM subjects from theoretical and abstract to the real world can be a big jump for students, and it makes them less likely to work hard on learning these subjects. Unless they see how science and engineering [affect their everyday lives](#), they're unlikely to get excited about studying STEM. Word problems in math don't cut it—students want to see with their own eyes how these subjects affect the world around them.

Applying STEM skills and thinking to real-life problems is where the magic and creativity happen. One example of this could be demonstrating how engineering is crucial to building theme parks or how coding can create a creative application.

4. Leverage Online Resources

Thanks to advances in technology, it's never been easier to teach students about technology and other STEM subjects! Online resources are plentiful and available for every age group, from pre-K to high school. Because of the wide range of options, it's easy to personalize for not only grade level, but also for learning style, interests, number of students, and level of complexity.

Videos, templates, and instructions for hands-on projects in the classroom or at home—there's something for everyone. These resources are especially helpful for parents and teachers who may not feel confident in their own abilities and knowledge in these subjects. Many of these resources require no prior knowledge and are designed to encourage, not intimidate students.

Prepare for the Future, Now

It's impossible to know where technology will be when kids today are graduating from high school and college. The best we can do is prepare them for a tech-heavy future of jobs that will require at least the basics of a STEM education. After all, in the 10 years between 2012 and 2022, STEM jobs are projected to reach 9 million, up by 1 million jobs overall. If students graduate without the necessary skills, they will have fewer opportunities for stable and satisfying work, and the economy will suffer. Start preparing for the future now. Don't make STEM subjects scary, intimidating, or boring. Yes, they need these skills—but that doesn't mean they can't enjoy the ride.

WEBINARS



Supporting Preschoolers' Social and Emotional Development Through Music and Movement Activities

Tuesday, March 12, 2019 @ 3:00 pm - 4:00 pm EDT

This edWebinar will introduce participants to the important dimensions of social and emotional development and demonstrate fun and accessible songs and other music activities that support a range of social and emotional skills, including self-regulation, self-confidence, leadership, social competence, and emotional intelligence.

Register: <https://home.edweb.net/webinar/music20190312/>

Speaking is the Solution: Effective Ways to Support EL Students

Thursday, March 14, 2019 @ 5:00 pm - 6:00 pm EDT

Encouraging EL students to practice language skills at school and at home can improve their chances of success. Educators can lead the way using evidence-based classroom strategies to foster a welcoming environment for language development.

In this edWebinar, we will provide practical solutions to encourage and support students to speak—and speak often. We invite attendees to join in the discussion of practical ways to address these issues and to better support ELs in speaking in and out of the classroom.

Social-Emotional Learning in the Library

Wednesday, February 27, 2019 @ 5:00 pm - 6:00 pm EST

Integrating social-emotional learning into the learner experience is becoming a priority among school districts but competing initiatives vie for professional development and instructional time. The library program can serve as a vehicle to incorporate emotional wellness into each student's day.

In this edWebinar we will explore the many ways in which school librarians can support their learning communities through co-teaching, making, reading, and more.



Why it is Vital That we Teach Cybersecurity in Our Schools

<https://www.emergingedtech.com/2019/02/why-it-is-vital-that-we-teach-cybersecurity-in-our-schools/>

Kids today start using the Internet from an early age. About 80% of children have access to a computer at home. By the time they're in their teens, many of them have their own smartphones or laptops. If they aren't careful how they use them, they face significant risks of giving up personal information and access to their online lives, or letting malware onto their devices which can lead to the same problems.

Online safety requires good habits

No one is born knowing how to stay safe online. Schools can and should play a major role in teaching them good cybersecurity habits. The word "habits" is important. Mere "cybersecurity awareness" isn't enough, if it's only abstract knowledge. Children need to develop the right reflexes to avoid dangerous situations. Just as they learn to look before crossing the street every time, they need to develop habits of online caution. These habits should come into play every time they access the Internet.

Children and teens have trouble imagining why anyone would bother with their phones and computers. Some people think that the services they use are responsible for their security. This is half true. Providers are responsible for making their services as secure as they possibly can, but users need to protect their own devices and accounts.

A large part of cybersecurity is deciding when to grant trust and when not to. Children are often too free with giving out information. Keeping it safe is a skill they have to learn. The right online habits increase safety, but other common practices are very risky. Unsafe practices lead to dangerous mistakes. Being safe online is largely a matter of replacing the unsafe habits with safe ones. The safe ones need to be well ingrained; a single mistake is all that's necessary to let malware get a foothold. Caution needs to be automatic.

[Read more...](#)



<https://www.fosi.org/good-digital-parenting/#>

Part of being a good digital parent is exploring and sharing online learning resources with your child.



7 STEPS TO GOOD DIGITAL PARENTING



1) TALK WITH YOUR KIDS

- Stay calm
- Talk early and often
- Be open and direct



2) EDUCATE YOURSELF

- Search online for anything you don't understand
- Try out the apps, games, and sites yourself
- Explore the GDP tips and resources



3) USE PARENTAL CONTROLS

- Activate the safety settings in your operating system, search engine, and games
- Use the parental controls on your children's phones, tablets, and game consoles
- Monitor your kids' use and their screen time



4) SET GROUND RULES AND APPLY SANCTIONS

- Agree and sign a family safety contract
- Set time and place limits for their tech use
- Enforce sanctions when necessary



5) FRIEND AND FOLLOW BUT DON'T STALK

- Friend your kids on social media
- Respect their online space and don't over do it
- Encourage your kids to create a good digital reputation



6) EXPLORE, SHARE, AND CELEBRATE

- Go online with your kids and explore their online world
- Take advantage of new ways of communicating
- Learn from them and have fun



7) BE A GOOD DIGITAL ROLE MODEL

- Curb your own bad digital habits
- Know when to unplug
- Show your kids how to collaborate and create online



www.fosi.org/good-digital-parenting



Educational Podcasts

Below you will find podcasts recommended by educators for educators.

1. [The Educational Duct Tape](#) podcast, hosted by Jake Miller, focuses on using educational technology as a tool to solve problems in the classroom.
2. [Cult of Pedagogy](#) is a podcast hosted by Jennifer Gonzalez which discusses the psychological and social dynamics of school, trade secrets and more.
3. On the [10-Minute Teacher](#) podcast Vicki Davis interviews educators from around the world on a broad range of topics five days a week. These quick shows are easy to listen to and will give you motivation for the day.
4. The [Google Teacher Tribe](#) is a weekly podcast where Kasey Bell and I (Matt Miller) provide practical ideas for using G Suite and other Google tools in the classroom plus lots of tips and tricks.
5. Each week host John Spencer shares tools, tips, strategies and stories to help teachers boost their innovation and creativity on [The Creative Classroom](#) podcast.

Resource Center



Better Leaders, Better Schools is a podcast aimed at school administrators, educational leaders, and influencers. Host Daniel Bauer interviews principals and school leaders as they share their leadership insights. <https://betterleadersbetterschools.com/blog>

TECHNOLOGY HUMOR

© Randy Glasbergen / glasbergen.com



"My fitness watch counts my steps, calories, heart beats, reps and excuses."

© Randy Glasbergen
www.glasbergen.com



"I'm supposed to write an essay on what is meant by 'The pen is mightier than the sword'. First, I need to go to Google and find out what a pen is."

© Randy Glasbergen / glasbergen.com



"This year, I have six girls named Selfie, four boys named Twerk and twins named Hashtag and Siri."

© Randy Glasbergen / glasbergen.com



"Are you sure our data is secure on the cloud? I just saw my spreadsheet on the weather channel!"